

LED DOT MATRIX
BL-M23A881XXX
Features:

- Ø 60.20mm (2.3") 1/5.0 dot matrix LED display, RGB COLOR
- Ø Low current operation.
- Ø Excellent character appearance.
- Ø Easy mounting on P.C. Boards or sockets.
- Ø I.C. Compatible.
- Ø ROHS Compliance.


Electrical-optical characteristics: (Ta=25°C) (Test Condition: IF=20mA)

Part No		Chip			VF Unit:V		Iv
Row Cathode Column Anode	Row Anode Column Cathode	Emitted Color	Material	λ _p (nm)	Typ	Max	TYP.(mcd)
BL-M23E881RGB- XX	BL-M23F881RGB- XX	Super Red	GaAlAs/GaAs,DH	660	1.85	2.20	280
		Green	GaP/GaP	570	2.20	2.50	250
		Ultra Blue	InGaN	470	2.70	4.20	150
BL-M23E881DUGU B-XX	BL-M23F881DUGU B-XX	Ultra Red	GaAlAs/GaAs,DDH	660	1.85	2.20	310
		Ultra Green	AlGaInP	574	2.20	2.50	380
		Ultra Blue	InGaN	470	2.70	4.20	270

--XX: Surface / Lens color :

Number	0	1	2	3	4	5
Ref Surface Color	White	Black	Gray	Red	Green	
Epoxy Color	Water clear	White diffused	Red Diffused	Green Diffused	Yellow Diffused	

Absolute maximum ratings (Ta=25°C)

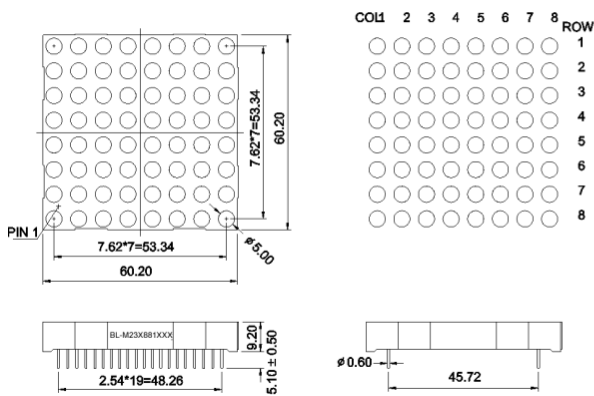
Parameter	S	G	B		D	UG	UB	Unit
Forward Current I _F	25	30	30		25	30	30	mA
Power Dissipation P _d	60	65	120		60	75	120	mW
Reverse Voltage V _R	5	5	5		5	5	5	V
Peak Forward Current I _{PF} (Duty 1/10 @1KHZ)	150	150	100		150	150	100	mA
Operation Temperature T _{OPR}	-40 to +80							°C
Storage Temperature T _{STG}	-40 to +85							°C
Lead Soldering Temperature T _{SOL}	Max.260±5°C for 3 sec Max. (1.6mm from the base of the epoxy bulb)							°C

LED DOT MATRIX


BL-M23A881XXX

Package configuration & Internal circuit diagram

BL-M23X881 Series



BL-M23F881 (BL-M23E881 C.C.)



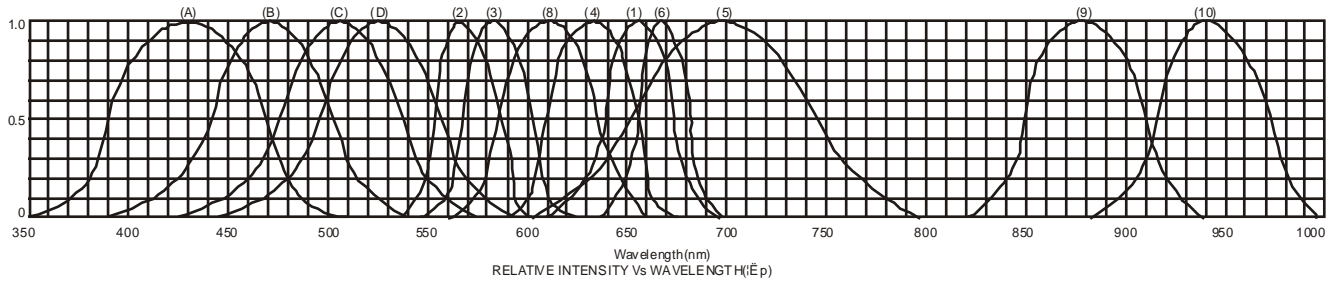
Notes:

1. All dimensions are in millimeters (inches)
2. Tolerance is $\pm 0.25(0.01)$ unless otherwise noted.
3. Specifications are subject to change without notice.

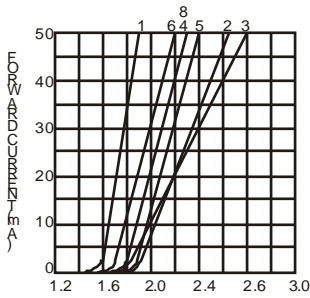
LED DOT MATRIX

BL-M23A881XXX

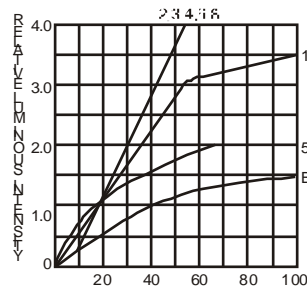
Typical electrical-optical characteristics curves:



- (1) - GaAsP/GaAs 655nm/Red
- (2) - GaP 570nm/Yellow Green
- (3) - GaAsP/GaP 585nm/Yellow
- (4) - GaAsP/GaP 635nm/Orange & Hi-Eff Red
- (5) - GaP 700nm/Bright Red
- (6) - GaAlAs/GaAs 660nm/Super Red
- (8) - GaAsP/GaP 610nm/Super Red
- (9) - GaAlAs 880nm
- (10) - GaAs/GaAs & GaAlAs/GaAs 940nm
- (A) - GaN/SiC 430nm/Blue
- (B) - InGaN/SiC 470nm/Blue
- (C) - InGaN/SiC 505nm/Ultra Green
- (D) - InGaAlSiC 525nm/Ultra Green



FORWARD VOLTAGE (Vf)
FORWARD CURRENT VS.
FORWARD VOLTAGE



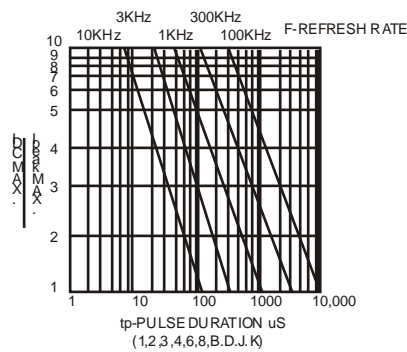
FORWARD CURRENT (mA)
RELATIVE LUMINOUS
INTENSITY VS. FORWARD
CURRENT



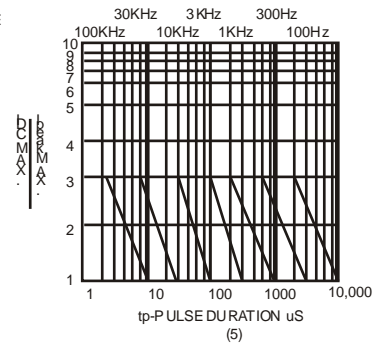
AMBIENT TEMPERATURE Ta()
FORWARD CURRENT VS. AMBIENT
TEMPERATURE



AMBIENT TEMPERATURE Ta()



tp-PULSE DURATION µs
(1,2,3,4,6,8,B,D,J,K)



(5)

NOTE:25 free air temperature unless otherwise specified

LED DOT MATRIX

BL-M23A881XXX

Packing and weighting

