

Rectangular Type LED lamp

BL-L2516

Features:

- Ø 2.0*5.0mm Rectangular Type LED Lamps.
- Ø Ultra brightness.
- Ø Choice of various viewing angles.
- Ø Diffused, Transparent and Water clear lens are available.
- Ø IC compatible /Low current capability.
- Ø RoHs Compliance



Electrical-optical characteristics: (Ta=25°C) (Test Condition: IF=20mA)

Part Number	Chip			Lens Type	Forward Voltage(VF) Unit:V		Luminous Intensity (Iv) Unit:mcd		Viewing Angle 2θ/2 (deg)
	Emitted Color	Material	λp (nm)		Typ	Max	Min.	Typ.	
					BL-L2516SRC	Hi Red	AlGaAs,SH	660	
BL-L2516LRC	Super Red	AlGaAs,DH	660	1.85	2.20	80	200		
BL-L2516URC	Ultra Red	AlGaAs,DDH	660	1.95	2.20	100	300		
BL-L2516UEC	Ultra Orange	AlGaInP	630	2.10	2.50	120	500		
BL-L2516UYC	Ultra Yellow	AlGaInP	590	2.10	2.50	150	700		
BL-L2516UGC	Ultra Green	AlGaInP	574	2.20	2.50	50	500		
BL-L2516PGC	Ultra Pure Green	InGaN	525	3.80	4.50	400	1000		
BL-L2516BGC	Ultra Bluish Green	InGaN	505	3.80	4.50	400	900		
BL-L2516BC	Blue	InGaN	430	3.80	4.50	400	800		
BL-L2516UBC	Ultra Blue	InGaN	470	2.70	4.20	400	1200		
BL-L2516VC	UV	InGaN	405	3.80	4.50	100	150		
BL-L2516UWC	Ultra White	InGaN	/	2.70	4.20	180	2000		

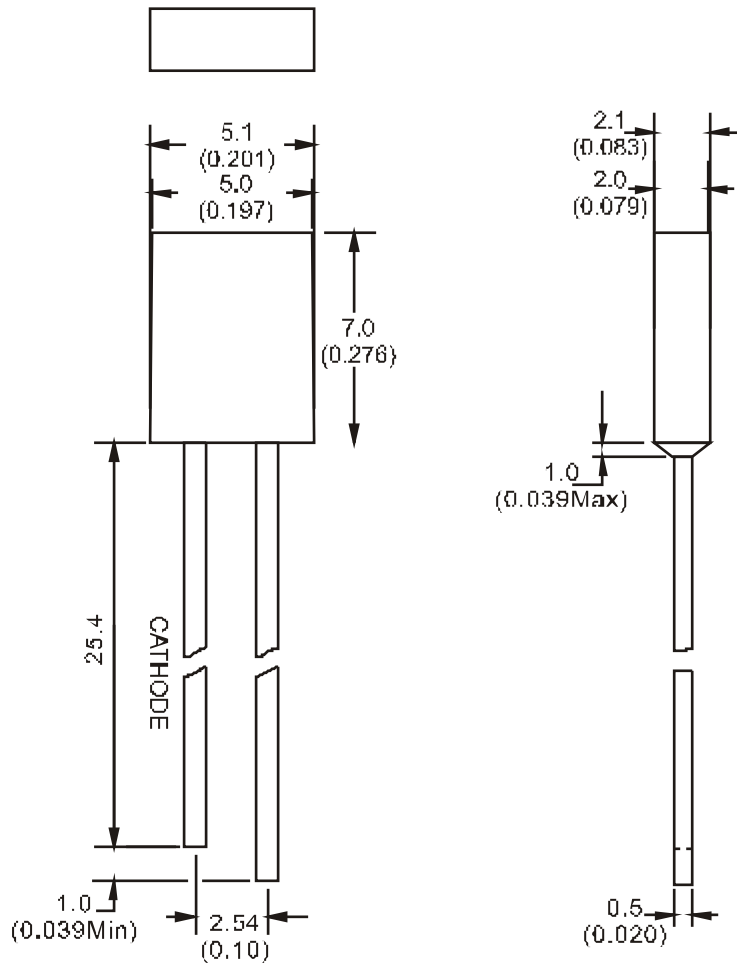
Absolute maximum ratings (Ta=25°C)

Parameter	SR	LR	UR	UE	UY	UG	PG	BG	B	UB	UV	W	Unit
Forward Current I _F	25	25	25	30	30	30	30	30	30	30	30	30	mA
Power Dissipation P _d	60	60	60	65	65	75	110	110	120	120	120	120	mW
Reverse Voltage V _R	5	5	5	5	5	5	5	5	5	5	5	5	V
Peak Forward Current I _{PF} (Duty 1/10 @1KHZ)	150	150	150	150	150	150	150	100	100	100	100	100	mA
Operation Temperature T _{OPR}	-40 to +80												°C
Storage Temperature T _{STG}	-40 to +85												°C
Lead Soldering Temperature TSOL	Max.260±5°C for 3 sec Max. (1.6mm from the base of the epoxy bulb)												°C

Rectangular Type LED lamp

BL-L2516

Package configuration & Internal circuit diagram



Notes:

1. All dimensions are in millimeters (inches)
2. Tolerance is $\pm 0.25(0.01)$ unless otherwise noted.
3. Specifications are subject to change without notice.

Rectangular Type LED lamp

BL-L2516

Typical electrical-optical characteristics curves:



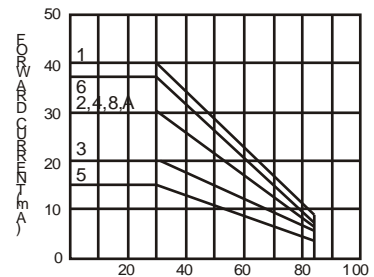
- (1) - GaAsP/GaAs 655nm/Red
- (2) - GaP 570nm/Yellow Green
- (3) - GaAsP/GaP 585nm/Yellow
- (4) - GaAsP/GaP 635nm/Orange & Hi-Eff Red
- (5) - GaP 700nm/Bright Red
- (6) - GaAlAs/GaAs 660nm/Super Red
- (8) - GaAsP/GaP 610nm/Super Red
- (9) - GaAlAs 880nm
- (10) - GaAs/GaAs & GaAlAs/GaAs 940nm
- (A) - GaN/SiC 430nm/Blue
- (B) - InGaN/SiC 470nm/Blue
- (C) - InGaN/SiC 505nm/Ultra Green
- (D) - InGaAlSiC 525nm/Ultra Green



FORWARD VOLTAGE (Vf)
FORWARD CURRENT VS.
FORWARD VOLTAGE



FORWARD CURRENT (mA)
RELATIVE LUMINOUS
INTENSITY VS. FORWARD
CURRENT



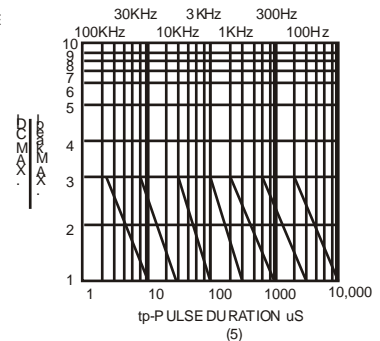
AMBIENT TEMPERATURE Ta ()
FORWARD CURRENT VS. AMBIENT
TEMPERATURE



AMBIENT TEMPERATURE Ta ()



tp-PULSE DURATION μ s
(1,2,3,4,6,8,B,D,J,K)



tp-PULSE DURATION μ s
(5)

NOTE:25 free air temperature unless otherwise specified

Rectangular Type LED lamp

BL-L2516

Packing and weighting

